



User Manual

Version 25.2.0

Last update: August 2025

TABLE OF CONTENTS

Table Of Contents2

What Is «List My Apps» ?.....3

Start Application4

How It Works.....5

Application Description.....6

Search/Filter Applications8

Show Application Details9

Copy, Share Or Save Application details10

Display list with details of all applications11

Export As CSV File.....13

Export as XLSX File14

Help Menu14

More Apps From @pps4Me15

Contact To Us.....15

Copyright & General Terms And Conditions.....16

WHAT IS «LIST MY APPS» ?

This app lists all macOS® applications purchased from the Apple App Store that are installed on your Mac. As an option, all applications from the “/Applications” folder (from macOS 10.15 also /System/Applications) can also be listed. It is also possible to search all available drives for applications.

Features:

- Finds all applications in the “/Applications” directory (from macOS 10.15 also /System/Applications)
- Finds all applications purchased from the Apple App Store
- Finds all iOS applications in the “/Applications” directory (only available for Apple® M# CPU)
- Detects all applications located on all available drives
- Number of applications is displayed in the Dock
- Support for macOS 10.14 Dark Mode
- Support for the task bar
- Details about the selected entry
 - Application icon
 - Application name
 - Version
 - Date of last modification
 - Time of last modification
 - Copyright
 - Application category
 - Application path
 - Application bundle information
 - Application bundle name
 - Minimum OS
 - Retina support
 - Application from the App Store
 - Is an iOS application (only available for Apple® M# CPU)
 - Manufacturer URL
 - Finder tags for the application
 - Size
- Context menu with the following features
 - Starte App
 - Zeige App im Finder
 - Öffne Hersteller URL
- Each application can be started with a double click
- List of all applications with all details
- Export all data as CSV and XLSX file
- The details of an application can be saved in the following formats:
 - Adobe® PDF


- Open Office® ODT
- Word® DOCX
- Excel® XLSX

START APPLICATION

After starting “List My Apps,” all apps from the “/Applications” directory that are installed on your computer are listed.

The following apps can be listed in the main window:

- All apps
- No App Store apps
- App Store apps
- iOS apps*



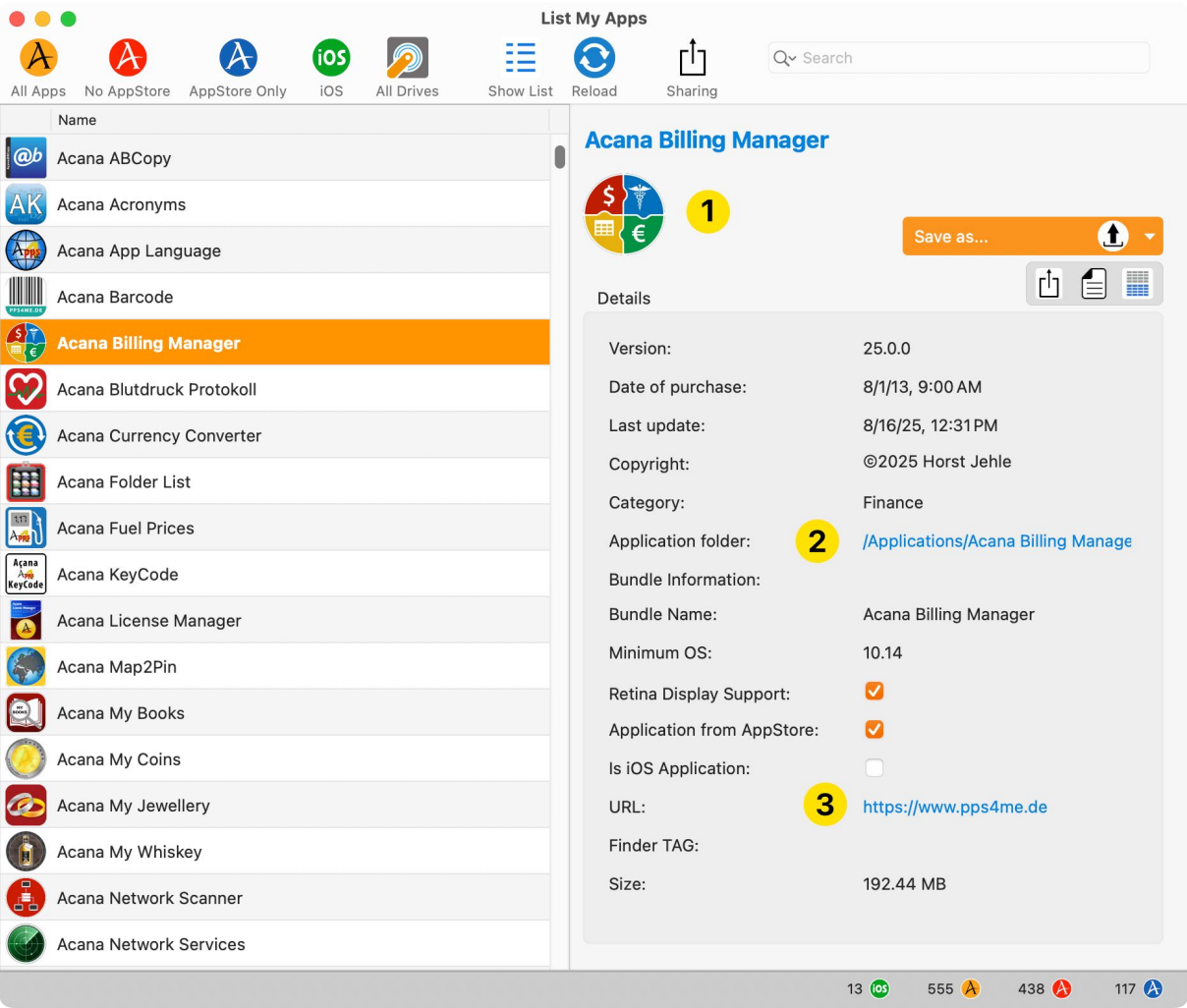
The number of “iOS apps”, “All apps”, “No AppStore” and “AppStore only” is displayed at the bottom right. The number of applications currently displayed is shown in the dock.



* (only available for Apple® M-CPU)

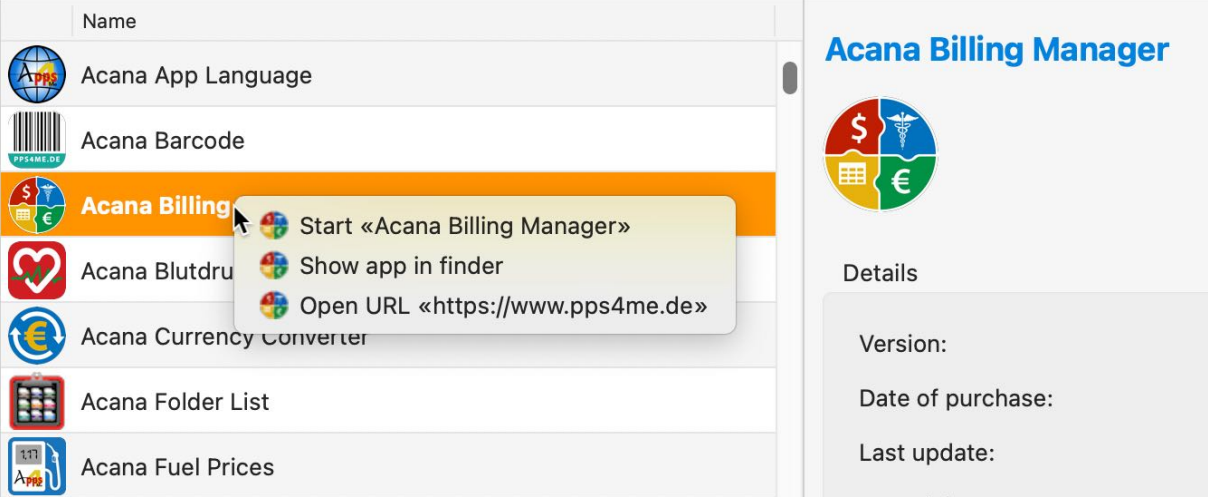
HOW IT WORKS

All applications from the “/Applications” folder are listed in the main window of “List My Apps”. The applications are sorted alphabetically and displayed with the corresponding application icon. Each application can be started directly by double-clicking on it.



The details or context menu offer you the following additional options:

- Start app
- Show app in Finder
- Open manufacturer URL



Furthermore, all applications can be listed with all details in the list view.




The following features are available in the list view:

- All apps
- No App Store apps
- App Store apps
- iOS apps*
- Export as Excel XLSX file
- Export as CSV file
- Copy all
- Copy selected
- Select all
- Deselect

APPLICATION DESCRIPTION

In the main window of “List My Apps,” you can choose between three different views.


- All apps => All applications from the /Applications folder are displayed
- No App Store => Only applications that are not from the App Store are displayed
- App Store only => Only applications from the App Store are displayed
- iOS => Only iOS applications are displayed*



As soon as the display is changed, the number of applications displayed also changes. The corresponding number of applications currently displayed is shown with a red circle to the right above the application icon in the dock..



Number of all applications



Number of non-AppStore applications



Number of AppStore applications



Optionally, all drives can also be searched for applications. This search can be started via the “All drives” icon.

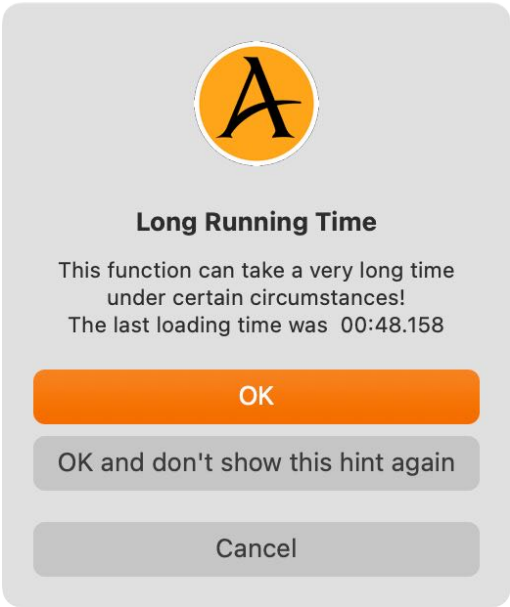
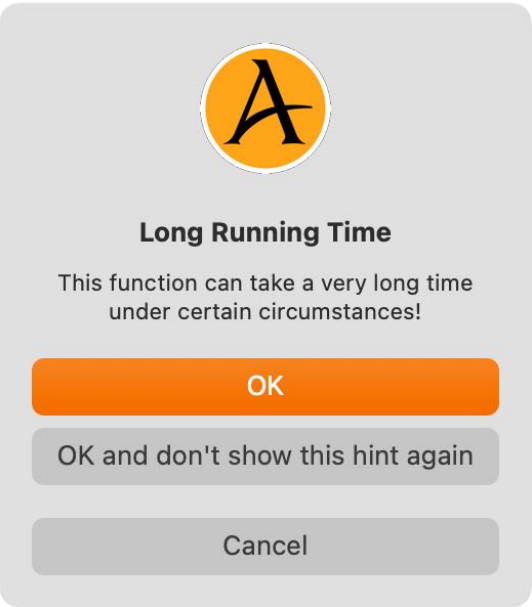


If this feature is enabled, the “All drives” icon is marked as active.



A message will appear beforehand indicating that this search may take a long time.

If this search has already been started, the last runtime in minutes, seconds, and thousandths of a second is also displayed.



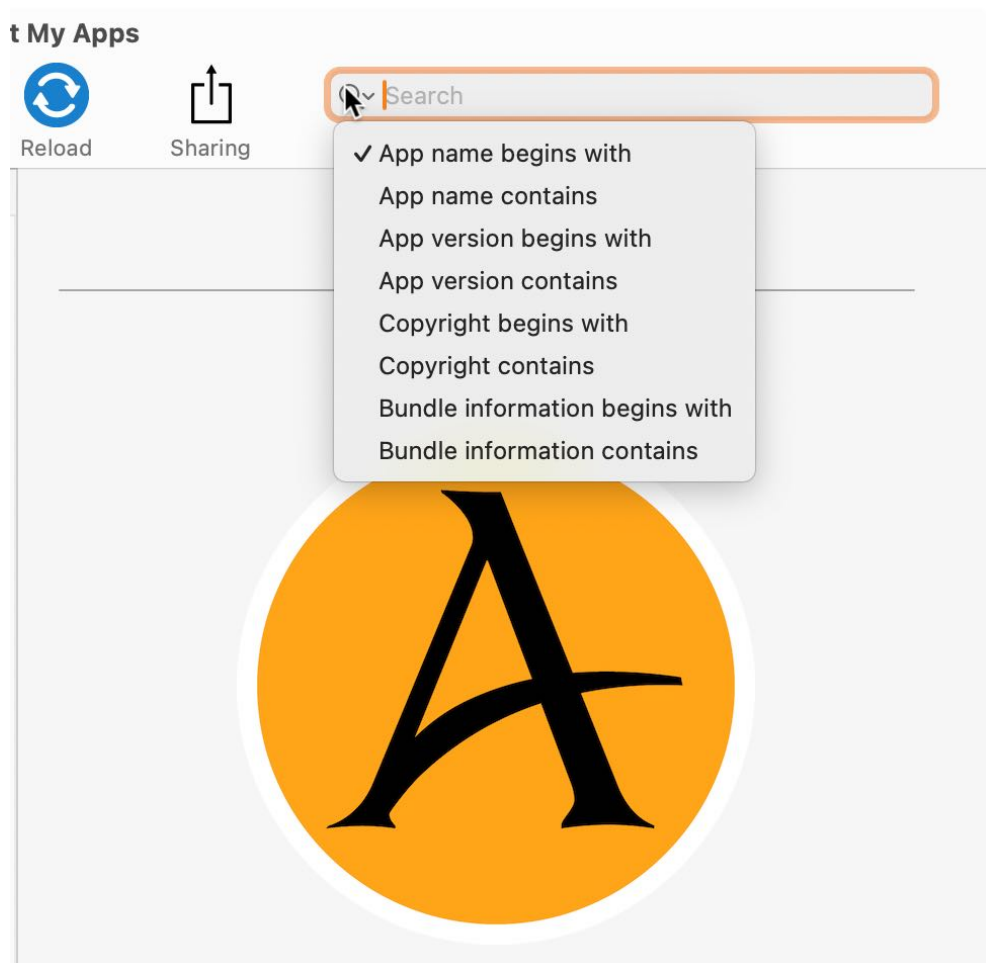
The number of applications found is updated at the bottom right of the main window.

* (only available for Apple® M- CPU)

SEARCH/FILTER APPLICATIONS

In the main window and list view of “List My Apps,” you can search for applications or filter the display. The following search functions/filters are available:.

- App name begins with
- App name contains
- App version begins with
- App version contains
- Copyright begins with
- Copyright contains
- Bundle information begins with
- Bundle Information enthält



SHOW APPLICATION DETAILS

In the main window, you can call up details about an application by selecting it.

Details about the selected application:

A

No AppStore

A

AppStore Only

iOS

iOS

All Drives

Show List

Reload

Sharing

Q Search

Name

Acana Barcode

Acana Billing Manager

Acana Blutdruck Protokoll

Acana Currency Converter

Acana Folder List

Acana Fuel Prices

Acana KeyCode

Acana License Manager

Acana Map2Pin

Acana My Books

Acana My Coins

Acana My Jewellery

Acana My Whiskey

Acana Network Scanner

Acana Network Services

Acana Ofuscation

Acana Password Generator

Acana QR Code Generator

Acana Billing Manager

Save as...

Details

Version:

25.0.0

Date of purchase:

8/1/13, 9:00 AM

Last update:

8/16/25, 12:31 PM

Copyright:

©2025 Horst Jehle

Category:

Finance

Application folder:

/Applications/Acana Billing Manage

Bundle Information:

Bundle Name:

Acana Billing Manager

Minimum OS:

10.14

Retina Display Support:

Application from AppStore:

Is iOS Application:

URL:

https://www.pps4me.de

Finder TAG:

Size:

192.44 MB

13

iOS

555

A

438

A

117

A

© 2013-2025 CIMSoft, @pps4Me

[Table of contents](#)

Page 9 of 17

COPY, SHARE OR SAVE APPLICATION DETAILS

In the main window, you can share, copy, or open the details of an application in TextEdit. To do so, select one of the following icons:



Share

AI

Plain Text

Acana Billing Manager

Version: 25.0.0...

AirDrop

Mail

Messages

Notes

Freeform

Simulator

Reminders

Shortcuts

OneNote

Viber

Telegram

Edit Extensions...

Open in TextEdit

List My Apps-Acana Billing Manager-2025-08-19-074133.txt

Acana Billing Manager
Version: 25.0.0
Date of purchase: 8/1/13, 9:00 AM
Last update: 8/16/25, 12:31 PM
Copyright: ©2025 Horst Jehle
All rights reserved
Category: Finance
Application folder: /Applications/Acana Billing Manager.app
Bundle Information:
Bundle Name: Acana Billing Manager
Minimum OS: 10.14
Retina Support: Yes
Application from AppStore: Yes
Is iOS Application: No
URL: https://www.pps4me.de
Finder TAG:
Size 192.44 MB

Copy

Details were copied to the clipboard

13

iOS

555

A

438

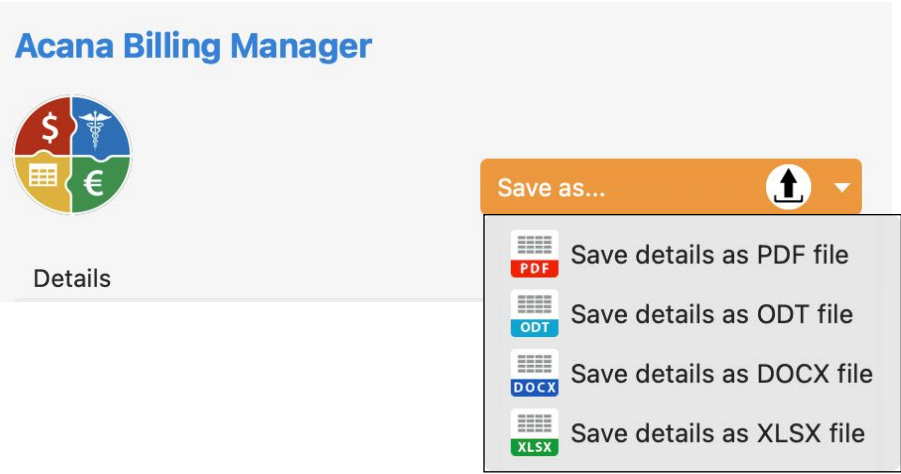
A

117

A

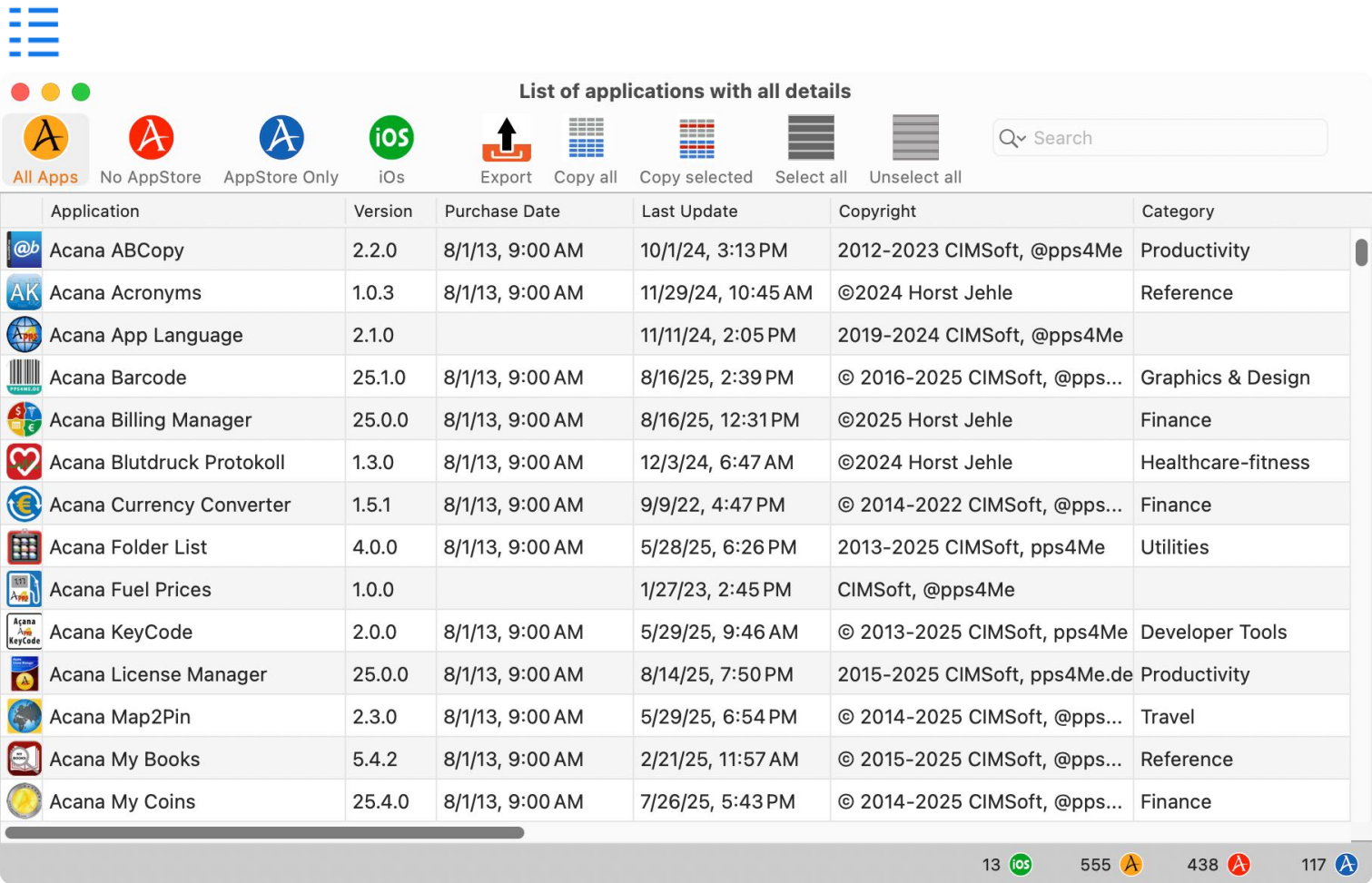
The details can be saved in the following formats:

- Adobe® PDF
- Open Office® ODT
- Word® DOCX
- Excel® XLSX




DISPLAY LIST WITH DETAILS OF ALL APPLICATIONS

The main window allows you to view a list of all applications and their details. To do this, click on the following icon:



Press the space bar to display details about a selected entry. This feature is not available if multiple entries are selected.

Acana My Jewellery



Press ESC or Space bar to close details

Details

Version:

25.0.1

Date of purchase:

8/1/13, 9:00 AM

Last update:

7/30/25, 7:28 AM

Copyright:

©2025 Horst Jehle

Category:

Lifestyle

Application folder:

[/Applications/Acana My Jewell](#)

Bundle Information:

Bundle Name:

Acana My Jewellery

Minimum OS:

10.14

Retina Support:

☒

Application from AppStore:

☒

Is iOS Application:

☐

URL:















<https://www.pps4me.de>

Finder TAG:

Size

284.90 MB

Toolbar menu and its features

	Show all applications
	Show only applications that are not from the AppStore
	Show only applications that are from the AppStore
	Show only iOS applications*
	Export menu
	Export details of all listed applications as XLSX file
	Export details of selected applications as XLSX file
	Export details of all listed applications as CSV file
	Export details of all selected applications as CSV file
	Copy details of all listed applications to clipboard
	Copy details of all selected applications to clipboard
	Select all
	Deselect all
	Show all applications

The following features are available via the context menu:

- Start app
- Show app in Finder
- Open manufacturer URL (if available for this app)

Application	Version	Purchase Date	Last Update	Copyright	Category
Acana My Books	5.4.2	8/1/13, 9:00 AM	2/21/25, 11:57 AM	© 2015-2025 CIMSoft, @pps...	Reference
Acana My Coins	25.4.0	8/1/13, 9:00 AM	7/26/25, 5:43 PM	© 2014-2025 CIMSoft, @pps...	Finance
Acana My Jewellery			7/30/25, 7:28 AM	©2025 Horst Jehle	Lifestyle
Acana My Whiskey			6/2/25, 3:40 PM	2019-2025 CIMSoft, @pps4Me	Lifestyle
Acana Network Scanner			6/27/25, 10:48 PM	2018-2025 CIMSoft, pps4Me	Productivity
Acana Network Services			12/28/22, 7:03 AM		
Acana Ofuscation			7/16/25, 1:27 PM	CIMSoft, @pps4Me	
Acana Password Generator	1.8.0	8/1/13, 9:00 AM	6/14/23, 2:42 PM	2013-2023 CIMSoft, pps4Me	Productivity
Acana QR Code Generator	8.5.0	8/1/13, 9:00 AM	5/22/25, 11:59 PM	© 2014-2025 CIMSoft - @pps...	Productivity

Double-click on an entry to start the selected application.

Application	Version	Purchase Date	Last Update	Copyright	Category
Acana My Books	5.4.2	8/1/13, 9:00 AM	2/21/25, 11:57 AM	© 2015-2025 CIMSoft, @pps...	Referen
Acana My Coins	25.4.0	8/1/13, 9:00 AM	7/26/25, 5:43 PM	© 2014-2025 CIMSoft, @pps...	Finance
Acana My Jewellery	25.0.1	8/1/13, 9:00 AM	7/30/25, 7:28 AM	©2025 Horst Jehle	Lifesty
Acana My Whiskey		1/13, 9:00 AM	6/2/25, 3:40 PM	2019-2025 CIMSoft, @pps4Me	Lifestyl
Acana Network Scanner		1/13, 9:00 AM	6/27/25, 10:48 PM	2018-2025 CIMSoft, pps4Me	Product
Acana Network Services			12/28/22, 7:03 AM		

* (only available for Apple® M-CPU)

EXPORT AS CSV FILE

The details can be exported as a CSV file via the list of all applications.

Toolbar Menu

All Apps

No AppStore

AppStore Only

iOS

List of applications with all details

Export CSV >

Export XLSX >

Save all entries as CSV file

Save selected entries as CSV file

The CSV export feature is also available via the “File” menu.

CSV

Save all entries as CSV file

CSV

Save selected entries as CSV file

XLSX

Save all entries as XLSX file

XLSX

Save selected entries as XLSX file

EXPORT AS XLSX FILE

The details can be exported as an Excel® XLSX file from the list of all applications.

Toolbar Menu

All AppsNo AppStoreAppStore OnlyiOS

List of applications with all details

Export CSV

Export XLSX

Save all entries as XLSX file

Save selected entries as XLSX file

The XLSX export feature is also available via the “File” menu.

CSV

Save all entries as CSV file

CSV

Save selected entries as CSV file

XLSX

Save all entries as XLSX file

XLSX

Save selected entries as XLSX file

HELP MENU

The following features are available in the “Help” menu:

Search

Open manual

New in this release

Open @pps4Me homepage

Privacy Policy

Product information

@pps4Me News

Rate on AppStore

More apps from AppStore

Question about the application

Feature Request

Report Problem

MORE APPS FROM @PPS4ME

Click [here](#) for more apps from @pps4Me.

CONTACT TO US

If you still have unanswered questions, please send us an email at Contact@Support. Or visit our [homepage](#).

COPYRIGHT & GENERAL TERMS AND CONDITIONS

General Terms and conditions for the use of this help book.

I. Right-holders, copying, Copyright

1. The copyright of this help book is by CIMSoft, pps4Me, Horst Jehle, Bahnhofstraße 21, 71063 Sindelfingen, Germany (hereinafter referred to as "author"). The Copyright refers to the graphics, the text as well as the electronic source text to graphics and all texts as a whole.
2. In the source text of the template (template) is the copyright of the author. This Copyright notice © in the source text of the manual must not be removed. Already the removal of copyright constitutes copyright infringement and may be punishable by law.

Add your own copyright notice is not permitted.

3. The provision of this manual with download option on their own or third party websites, the reproduction and copying to CD's/DVD's or other data carriers for the purpose of disclosure to third parties both paid and free of charge (except for personal use) as well as a direct link to the download files is prohibited.
4. With the download of this manual, the user acknowledges the terms and conditions of use.

II. Free private use

1. This help book is free to personal, private, non-commercial purposes.
2. With the download of this manual, the user receives the right to use the manual for the purposes of this Terms of use. The property rights in the content fully remain with the author.

III. Commercial pay use

1. Commercial and thus pay use for the purposes of this Terms of use is when to book a private or third acquisition business regardless of the size advertised in any way, pay services under a single URL provided.

IV. Scope of the commercial use

1. The use of this help book is only permitted for a company. The right of use expires with the use at another company or a subsidiary or parent company. The right of use is each registered Company to acquire new or pending business.
2. With every purchase of the manual is the internet address (URL) under the manual goes online
3. For any use in accordance with Section IV of the terms of use is a one-time fee for usage numbers. The amount of the remuneration of utilisation can be requested via [E-Mail](#).
4. Upon payment of the one-time usage fee, the user merely acquires the right of use within the meaning of these Terms of Use. Ownership of the manual remains with the author without restriction.
5. With one-time payment of the remuneration of utilisation of the user acquires only the right of use for the purposes of this Terms of use. The ownership of the manual fully remains with the author.
6. Any commercial user will receive a VAT invoice.

V. Copyright Infringement

- 1.** Any copyright infringement will be prosecuted. The author, a lawyer will always help. Be asserted in the context of provisional legal protection - if necessary - injunctive-, information- and claims for damages.
- 2.** A copyright infringement is if the manual with criminal content by the users or by third parties. The author is displayed next to the assertion of civil claims immediately after having regard to criminal report.
- 3.** Responsible in the sense of the UrhG and these terms and conditions, in addition to the owner of the company or the industry for non-existing persons identity of the creator of the website using this book is offered for download or in any other manner.
- 4.** Information about the legality of a planned use of the book given by the author. The contact data the author can be seen in the [imprint](#) on the web page.

VI. Liability

The author assumes no liability whatsoever, regardless of the legal grounds, arising out of the use and/or the use of the book or in any other way in connection with the acquisition, exploitation and use of the book could be deducible, except in cases of intent or gross negligence.

The brand names used in this manual are registered trademarks of their respective owners.